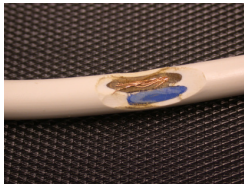


FORMAL VISUAL INSPECTION - Guidelines


CABLE

Fail If:

Damage to Cable Covering



Non-Standard Joints Present



Tape on cable



Note: Please Uncoil Leads and check the whole length e.g. 20m Extension Lead or Vacuum Cleaner Lead

APPLIANCE

Fail If:

Cable Covering not being gripped



Damage to Appliance



Signs of Overheating



Note: Fail appliance if there is no Ratings Plate


PLUG: EXTERNAL

Fail If:

Case is cracked



Cable Covering not being gripped




Pins are bent




PLUG INTERNAL

Fail If


A fuse is not being used



The plug is wired incorrectly



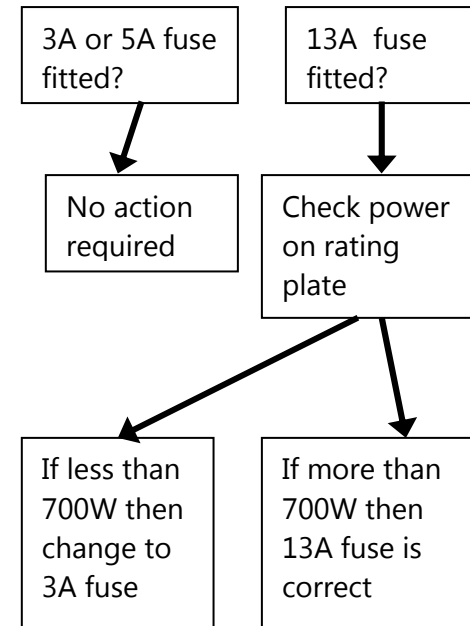
Too much bare wire is visible at the terminals.



Note: The terminal screws should be tight & there should be no signs of overheating, dust, liquid or dirt.

FUSE RATING

Check Fuse Value:



Fuse Colour Codes:

3A – Red

5A – Black

13A - Brown

**Note 1: Fuses are colour coded
Note 2: Moulded plugs have fuse values marked**